



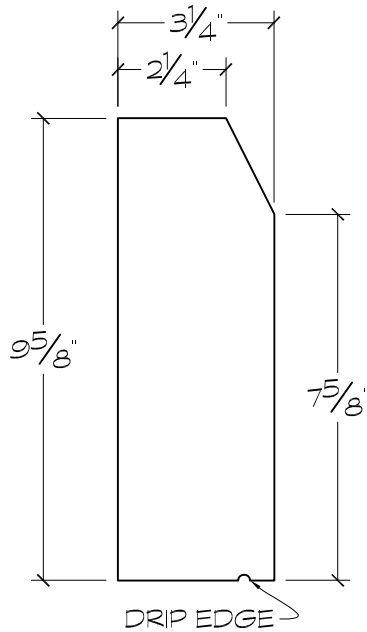
Harvey Cement Products, Inc.

Since 1947

16030 Park Avenue, Harvey, IL 60426

Ph: 708.333.1900 F: 708.333.1910

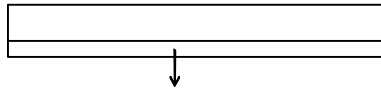
www.harveycement.com



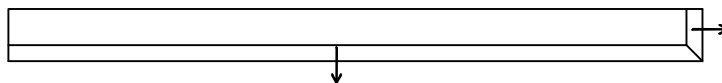
CROSS SECTION

① **PROFILE JL**  
 ARCH REF:  
 SCALE: 3"=1'-0"

TOP VIEWS



STRAIGHT



RIGHT END RETURN

DRIP EDGE - OPTIONAL

Profile ID

**JL**

**SUGGESTED USE**

Sill	
Transition Band	
Coping	
Cap	
Band	X
Field	

**TYPE / SIZE AVAILABILITY**

TYPE	LENGTH(S)
Straight	23 <sup>5</sup> / <sub>8</sub> "
Right End Return	Up to 43 <sup>3</sup> / <sub>8</sub> "